



Nothing beats this traditional t-shirt in comfort, versatility and casual style.

- 6.1-ounce, 100% soft spun cotton
- 98/2 cotton/poly (Ash)
- 90/10 cotton/poly (Athletic Heather)
- Left chest pocket

CARE INSTRUCTIONS

Machine wash cold, inside out with like colors. Only non-chlorine bleach when needed. Tumble dry medium. Do not iron.



front



back

HOW TO MEASURE




CHEST
With arms down at sides, measure around the upper body, under arms and over the fullest part of the chest.


SIZE CHART

	S	M	L	XL	2XL	3XL	4XL
Chest	35-37	38-40	41-43	44-46	47-49	50-53	54-57


COLOR INFORMATION




Ash
PMS NO MATCH




Athletic Heather*
PMS NO MATCH




Charcoal
PMS 2334 C




Jet Black
PMS BLACK 6C




Lime
PMS 367 C




Navy
PMS 533 C




Orange
PMS 172 C



Red
PMS 200 C



Royal
PMS 7684 C



White
PMS WHITE