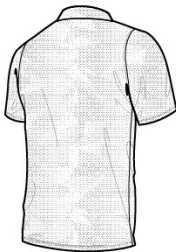




An allover embossed tonal tri-blade pattern gives this retail-inspired polo a sophisticated edge while Dri-FIT moisture management technology delivers breathable performance. Design features include a self-fabric collar, three-button placket and open hem sleeves. A contrast heat transfer Swoosh design trademark is on the left sleeve. Made of 5.29-ounce, 100% polyester Dri-FIT fabric.**

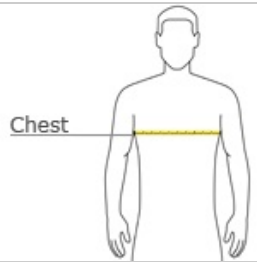


front



back

HOW TO MEASURE




CHEST
With arms down at sides, measure around the upper body, under arms and over the fullest part of the chest.


SIZE CHART

	XS	S	M	L	XL	2XL	3XL	4XL
Chest	32-35	35-38	38-41	41-44	44-47	47-50	50-53	53-56


COLOR INFORMATION




Black
PMS Process
Black C




Brisk Blue
PMS 7689 C




Cool Grey
PMS 424 C



Marine
PMS 296 C



Old Royal
PMS 2748 C



University Red
PMS 200 C